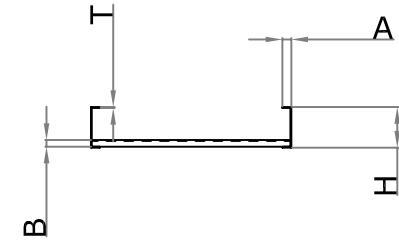
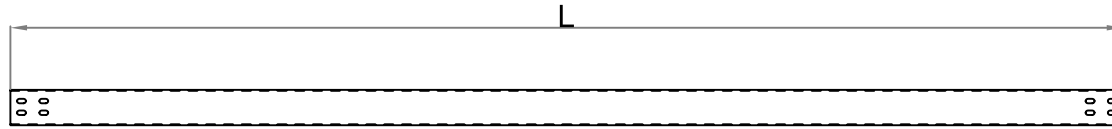
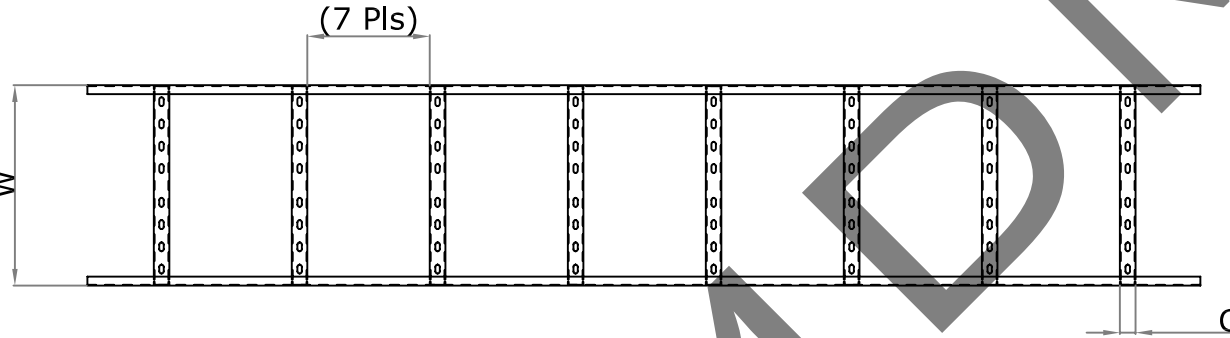


REV. NO.	ZONE	REVISION DETAILS	DATE	PRD.	APPD.



FOR REFERENCE ONLY



MODEL NO	WIDTH (W)	HEIGHT (H)	THICK (T)	LENGTH (L)	QTY IN MTR	A	B	C
LCT 01								
LCT 01								
LCT 01								
LCT 01								
LCT 01								

Notes:

- Unless Otherwise stated all Dimensions are in MM
Unless Otherwise Specified Dimensions are subject to Minor Variation for manufacturing Convenience.
- Tolerance : Thickness ± 0.2 MM (IS 1852)
Length, Width & Height ± 3 MM
- All nut, Bolt & Washers Shall be Zinc Plated (M8X 15 Length)
- Side coupler Plate shall be of same thick of tray.

UNLESS OTHERWISE SPECIFIED: DIMENSIONS ARE IN MM TOLERANCES	PART NAME		LCT 01			
	PRODUCT		Ladder Cable Tray			
	MATERIAL	FINISH	 THIRD ANGLE PROJECTION	DRN.	Ashok	
	SHEET	SCALE		CHD.		
	1 OF 1	NTS	APPD.	Baskar		
MDM Engineering and Technologies			DWG No.			
			LCT 01 600:0087			
			REV. No.	DWG Size		
			A	A3		